



Rabbit Anti-RUFY4/FLJ46536 antibody

SL16146R

Product Name:	RUFY4/FLJ46536
Chinese Name:	FLJ46536蛋白抗体
Alias:	RUFY4; RUN and FYVE domain containing protein 4.
Organism Species:	Rabbit
Clonality:	Polyclonal
React Species:	Human,Mouse,Rat,Dog,Pig,Horse,Rabbit,
Applications:	ELISA=1:500-1000IHC-P=1:400-800IHC-F=1:400-800ICC=1:100-500IF=1:100-500 (Paraffin sections need antigen repair) not yet tested in other applications. optimal dilutions/concentrations should be determined by the end user.
Molecular weight:	41kDa
Form:	Lyophilized or Liquid
Concentration:	1mg/ml
immunogen:	KLH conjugated synthetic peptide derived from human FLJ46536:131-230/372
Lsotype:	IgG
Purification:	affinity purified by Protein A
Storage Buffer:	0.01M TBS(pH7.4) with 1% BSA, 0.03% Proclin300 and 50% Glycerol.
Storage:	Store at -20 °C for one year. Avoid repeated freeze/thaw cycles. The lyophilized antibody is stable at room temperature for at least one month and for greater than a year when kept at -20°C. When reconstituted in sterile pH 7.4 0.01M PBS or diluent of antibody the antibody is stable for at least two weeks at 2-4 °C.
PubMed:	PubMed
Product Detail:	Contains 1 FYVE-type zinc finger and 1 RUN domain. SWISS: Q6ZNE9 Gene ID: 285180

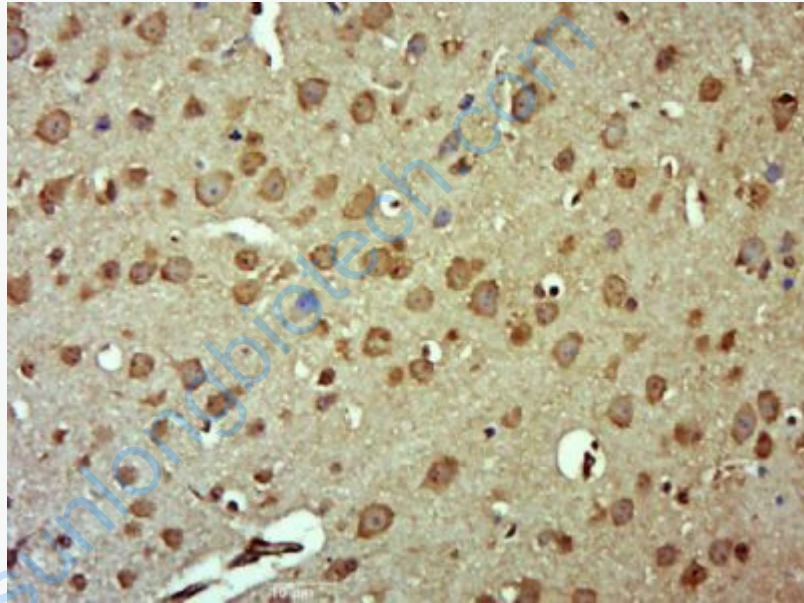
Database links:

[Entrez Gene: 285180](#) Human

[SwissProt: Q6ZNE9](#) Human

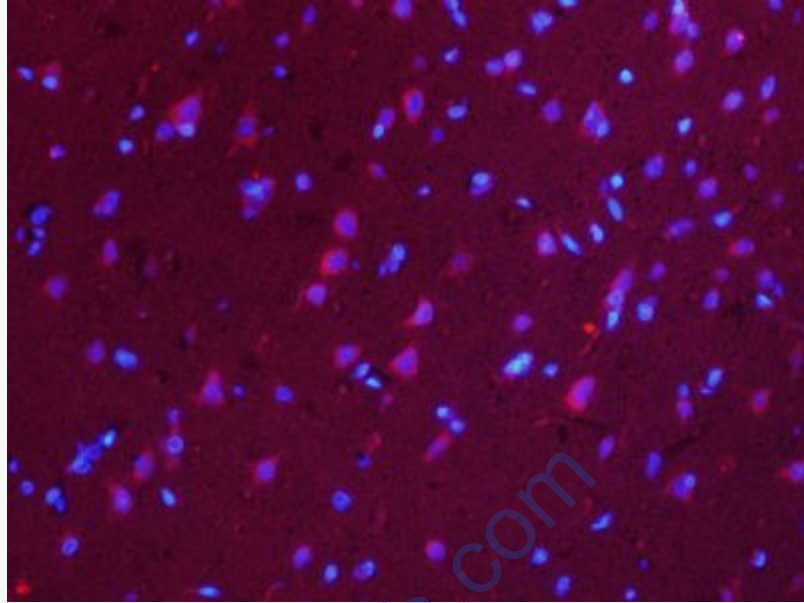
Important Note:

This product as supplied is intended for research use only, not for use in human, therapeutic or diagnostic applications.

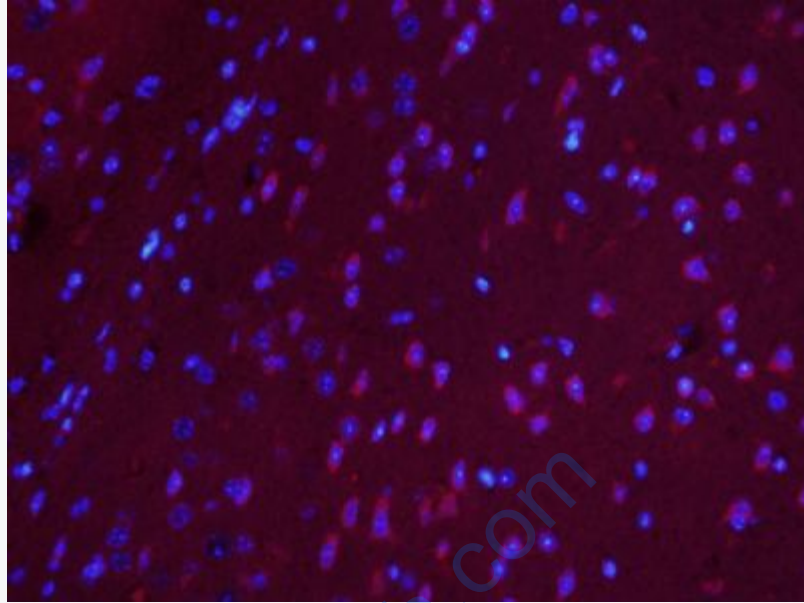


Picture:

Paraformaldehyde-fixed, paraffin embedded (Mouse brain); Antigen retrieval by boiling in sodium citrate buffer (pH6.0) for 15min; Block endogenous peroxidase by 3% hydrogen peroxide for 20 minutes; Blocking buffer (normal goat serum) at 37°C for 30min; Antibody incubation with (RUFY4) Polyclonal Antibody, Unconjugated (SL16146R) at 1:500 overnight at 4°C, followed by a conjugated secondary (sp-0023) for 20 minutes and DAB staining.



Paraformaldehyde-fixed, paraffin embedded (Rat brain); Antigen retrieval by boiling in sodium citrate buffer (pH6.0) for 15min; Block endogenous peroxidase by 3% hydrogen peroxide for 20 minutes; Blocking buffer (normal goat serum) at 37°C for 30min; Antibody incubation with (RUFY4/FLJ46536) Polyclonal Antibody, Unconjugated (SL16146R) at 1:400 overnight at 4°C, followed by a conjugated secondary antibody (SL16146R) for 90 minutes, and DAPI for nuclei staining.



Paraformaldehyde-fixed, paraffin embedded (Mouse brain); Antigen retrieval by boiling in sodium citrate buffer (pH6.0) for 15min; Block endogenous peroxidase by 3% hydrogen peroxide for 20 minutes; Blocking buffer (normal goat serum) at 37°C for 30min; Antibody incubation with (RUFY4/FLJ46536) Polyclonal Antibody, Unconjugated (SL16146R) at 1:400 overnight at 4°C, followed by a conjugated secondary antibody (SL16146R) for 90 minutes, and DAPI for nuclei staining.