



Rabbit Anti-PPP2R3 antibody

SL5759R

| | |
|-------------------------------|--|
| Product Name: | PPP2R3 |
| Chinese Name: | 蛋白质磷酸酶2A亚基3抗体 |
| Alias: | AI118493; DNA for thyroid hormone receptor binding site (258bp); P2R3A_HUMAN; PP2A subunit B B72/B130 isoforms; PP2A subunit B isoform PR72/PR130; PP2A subunit B isoform R3 isoform; PP2A subunit B isoforms B72/B130; PP2A subunit B PR72/PR130 isoforms; PP2A subunit B R3 isoform; Ppp2r3a; PR130; PR59; PR72; Serine/threonine protein phosphatase 2A 72/130 kDa regulatory subunit B; Serine/threonine-protein phosphatase 2A 72/130 kDa regulatory subunit B. |
| Organism Species: | Rabbit |
| Clonality: | Polyclonal |
| React Species: | Human,Mouse,Rat,Dog,Horse,Rabbit, |
| Applications: | WB=1:500-2000ELISA=1:500-1000IHC-P=1:400-800IHC-F=1:400-800IF=1:100-500 (Paraffin sections need antigen repair) not yet tested in other applications. optimal dilutions/concentrations should be determined by the end user. |
| Molecular weight: | 130kDa |
| Cellular localization: | The nucleuscytoplasmic |
| Form: | Lyophilized or Liquid |
| Concentration: | 1mg/ml |
| immunogen: | KLH conjugated synthetic peptide derived from human PPP2R3:801-900/1150 |
| Lsotype: | IgG |
| Purification: | affinity purified by Protein A |
| Storage Buffer: | 0.01M TBS(pH7.4) with 1% BSA, 0.03% Proclin300 and 50% Glycerol. |
| Storage: | Store at -20 °C for one year. Avoid repeated freeze/thaw cycles. The lyophilized antibody is stable at room temperature for at least one month and for greater than a year when kept at -20°C. When reconstituted in sterile pH 7.4 0.01M PBS or diluent of antibody the antibody is stable for at least two weeks at 2-4 °C. |
| PubMed: | PubMed |
| Product Detail: | Protein phosphatase 2 (formerly named type 2A) is one of the four major Ser/Thr phosphatases and is implicated in the negative control of cell growth and division. The B |

regulatory subunit might modulate substrate selectivity and catalytic activity, and also might direct the localization of the catalytic enzyme to a particular subcellular compartment.

Function:

The B regulatory subunit might modulate substrate selectivity and catalytic activity, and also might direct the localization of the catalytic enzyme to a particular subcellular compartment.

Subunit:

PP2A consists of a common heterodimeric core enzyme, composed of a 36 kDa catalytic subunit (subunit C) and a 65 kDa constant regulatory subunit (PR65 or subunit A), that associates with a variety of regulatory subunits. Proteins that associate with the core dimer include three families of regulatory subunits B (the R2/B/PR55/B55, R3/B''/PR72/PR130/PR59 and R5/B'/B56 families), the 48 kDa variable regulatory subunit, viral proteins, and cell signaling molecules.

Tissue Specificity:

Expressed in heart, brain, placenta, lung, muscle and kidney.

Similarity:

Contains 2 EF-hand domains.

SWISS:

Q06190

Gene ID:

5523

Database links:

[Entrez Gene: 5523](#)Human

[Oimim: 604944](#)Human

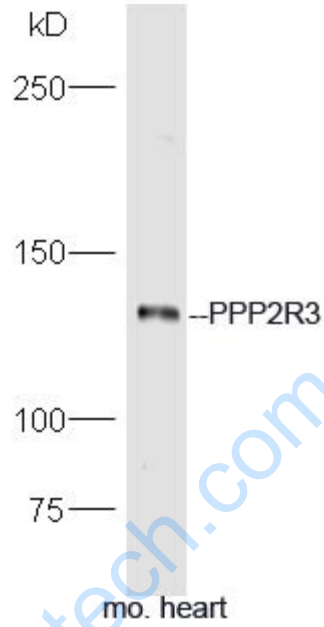
[SwissProt: Q06190](#)Human

[Unigene: 518155](#)Human

Important Note:

This product as supplied is intended for research use only, not for use in human, therapeutic or diagnostic applications.

Picture:



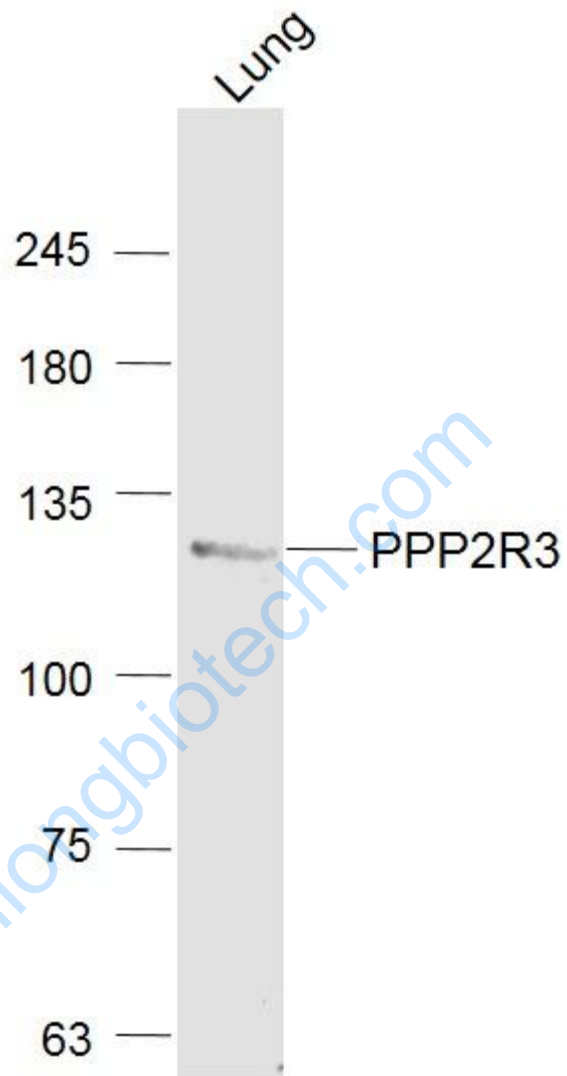
Sample: Heart (Mouse) Lysate at 40 ug

Primary: Anti-PPP2R3 (SL5759R) at 1/300 dilution

Secondary: HRP conjugated Goat-Anti-rabbit IgG (SL5759R) at 1/5000 dilution

Predicted band size: 130 kD

Observed band size: 130 kD



Sample:

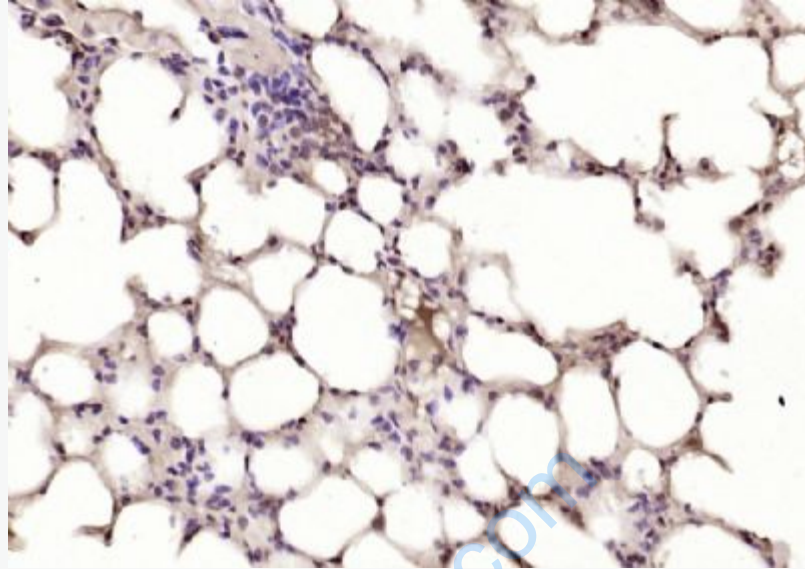
Lung (Mouse) Lysate at 40 ug

Primary: Anti- PPP2R3 (SL5759R) at 1/1000 dilution

Secondary: IRDye800CW Goat Anti-Rabbit IgG at 1/20000 dilution

Predicted band size: 130 kD

Observed band size: 130 kD



Paraformaldehyde-fixed, paraffin embedded (mouse lung); Antigen retrieval by boiling in sodium citrate buffer (pH6.0) for 15min; Block endogenous peroxidase by 3% hydrogen peroxide for 20 minutes; Blocking buffer (normal goat serum) at 37°C for 30min; Antibody incubation with (PPP2R3) Polyclonal Antibody, Unconjugated (SL5759R) at 1:200 overnight at 4°C, followed by operating according to SP Kit(Rabbit) (sp-0023) instructions and DAB staining.