

Active Interleukin 6 (IL6)

Instruction Manual

SBPA051Hu01

Homo sapiens (Human)

Buffer Formulation

20mM Tris, 150mM NaCl, pH8.0, containing 1mM EDTA, 1mM DTT, 0.01% SKL, 5% Trehalose and Proclin300.

Traits

Freeze-dried powder

Purity

> 95%

Isoelectric Point

6.0

Applications

Cell culture; Activity Assays.

ACTIVITY TEST

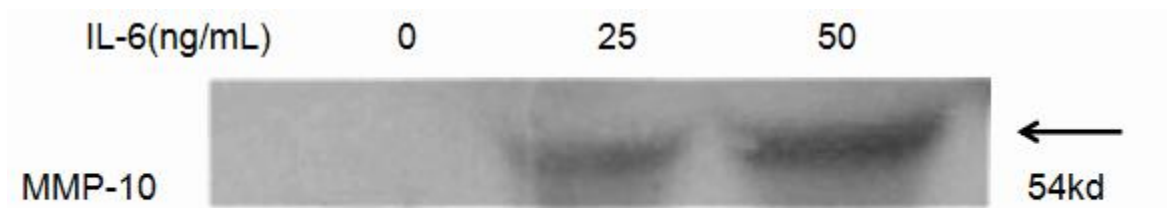


Figure 1. Effect of Human IL-6 on MMP-10 protein levels in A549 cells.

Interleukin-6 (IL-6), a pro-inflammatory cytokine and an anti-inflammatory myokine, plays important roles in the acute phase reaction, inflammation, hematopoiesis, bone metabolism, and cancer progression. It has been reported that IL-6 significantly increased the MMP-10 protein level in the human lung cancer A549 cells through the JAK/STAT signaling pathway. Briefly, A549 cells were seeded into 6-well cell culture clusters and allowed to grow to 50-70% confluence, then different concentrations of IL-6 was added. After incubated for 24h, the protein levels of MMP-10 in the cell supernatant were determined by Western blot.

MMP-10 protein level significantly increased in A549 cells due to the stimulation of IL-6, the data was shown in Figure 1.

USAGE

Reconstitute in 20mM Tris, 150mM NaCl (pH8.0) to a concentration of 0.1-1.0 mg/mL. Do not vortex.

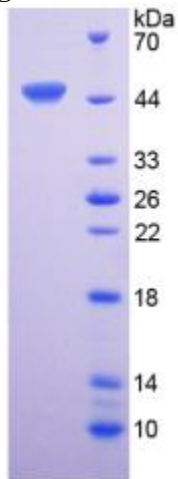
STORAGE

Avoid repeated freeze/thaw cycles. Store at 2-8°C for one month. Aliquot and store at -80°C for 12 months.

STABILITY

The thermal stability is described by the loss rate. The loss rate was determined by accelerated thermal degradation test, that is, incubate the protein at 37°C for 48h, and no obvious degradation and precipitation were observed. The loss rate is less than 5% within the expiration date under appropriate storage condition.

Image



SDS-PAGE Image




Figure. Western Blot; Sample: Recombinant IL6, Human.

[IMPORTANT NOTE]

The kit is designed for research use only, we will not be responsible for any issue if the kit was used in clinical diagnostic or any other procedures.