

# Active Interleukin 8 (IL8) Instruction Manual

**SBPA052Rb01**

**Oryctolagus cuniculus (Rabbit)**

**Buffer Formulation**

20mM Tris, 150mM NaCl, pH8.0, containing 1mM EDTA, 1mM DTT, 0.01% SKL, 5% Trehalose and Proclin300.

**Traits**

Freeze-dried powder

**Purity**

> 95%

**Isoelectric Point**

9.1

**Applications**

Cell culture; Activity Assays.

**ACTIVITY TEST**

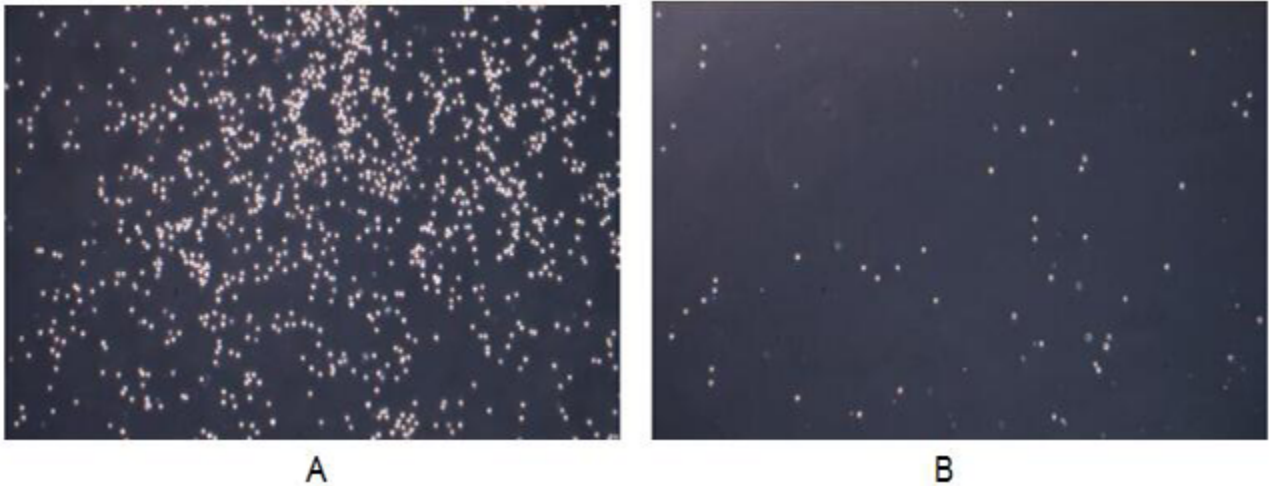


Figure .The chemotactic effect of IL8 on Jurkat cells.

**USAGE**

Reconstitute in 20mM Tris, 150mM NaCl (pH8.0) to a concentration of 0.1-1.0 mg/mL.  
Do not vortex

**STORAGE**

Avoid repeated freeze/thaw cycles. Store at 2-8°C for one month. Aliquot and store at -80°C for 12 months.

## STABILITY

The thermal stability is described by the loss rate. The loss rate was determined by accelerated thermal degradation test, that is, incubate the protein at 37°C for 48h, and no obvious degradation and precipitation were observed. The loss rate is less than 5% within the expiration date under appropriate storage condition.

## Image

AVLIRIGTELRQCQIKTHSTPFHPKFIKELRVIESGPHCANSEIIVKLVLDGRELCCLDPKEKVVQKVVQIFLKRAEQQES

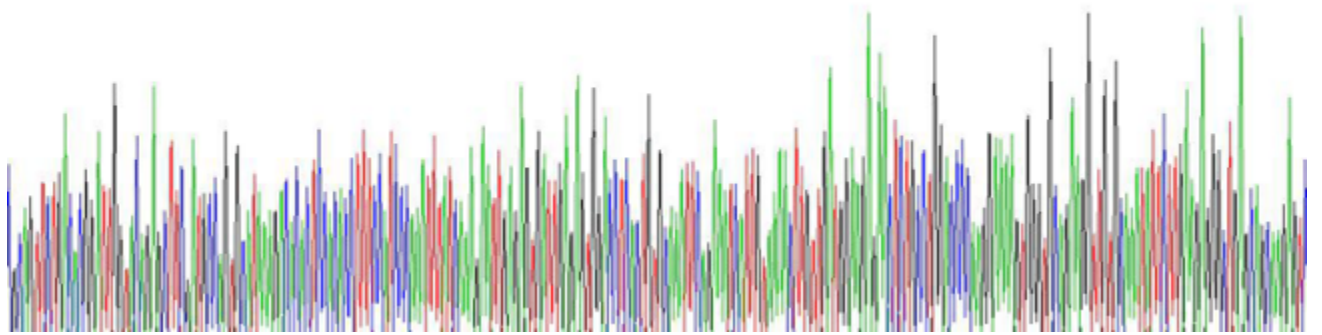


Figure. Gene Sequencing (Extract)

## Image

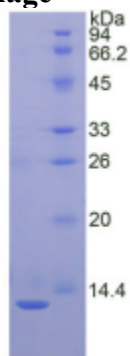


Figure. SDS-PAGE




Figure. Western Blot

**[IMPORTANT NOTE]**

The kit is designed for research use only, we will not be responsible for any issue if the kit was used in clinical diagnostic or any other procedures.