

Active Dickkopf Related Protein 1 (DKK1) Instruction Manual

SBPA167Hu01

Homo sapiens (Human)

Buffer Formulation

PBS, pH7.4, containing 0.01% SKL, 1mM DTT, 5% Trehalose and Proclin300.

Traits

Freeze-dried powder

Purity

> 95%

Isoelectric Point

8.6

Applications

Cell culture; Activity Assays.

ACTIVITY TEST

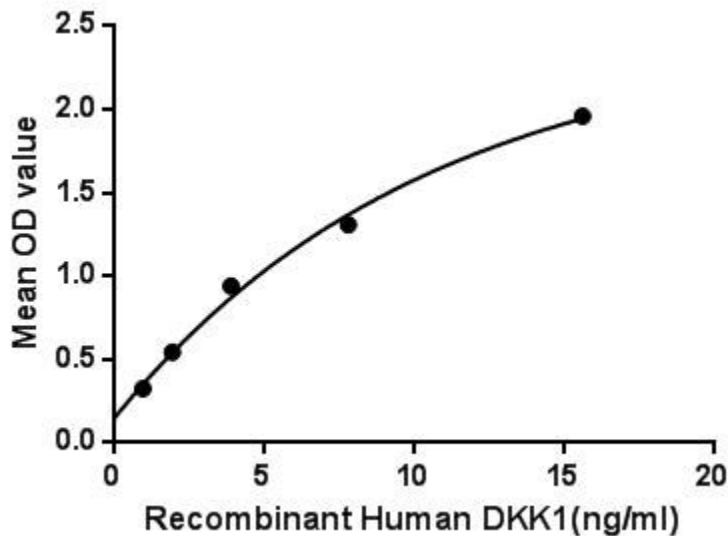


Figure. The binding activity of DKK1 with CTNNb1.

USAGE

Reconstitute in 10mM PBS (pH7.4) to a concentration of 0.1-1.0 mg/mL. Do not vortex.

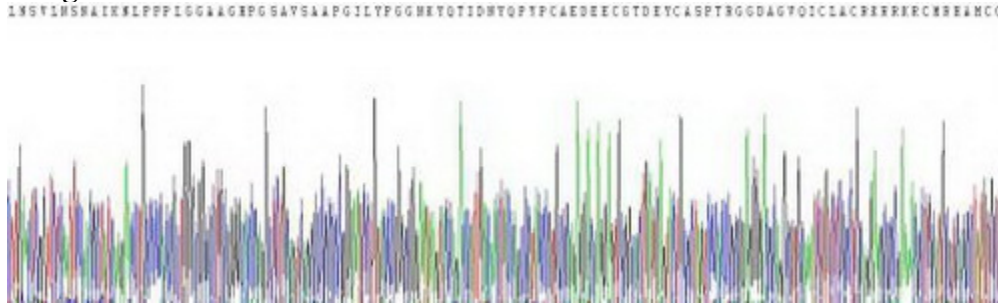
STORAGE

Avoid repeated freeze/thaw cycles. Store at 2-8°C for one month. Aliquot and store at -80°C for 12 months.

STABILITY

The thermal stability is described by the loss rate. The loss rate was determined by accelerated thermal degradation test, that is, incubate the protein at 37°C for 48h, and no obvious degradation and precipitation were observed. The loss rate is less than 5% within the expiration date under appropriate storage condition.

Image



SDS-PAGE Image




Figure. Western Blot; Sample: Recombinant DKK1, Human.

[IMPORTANT NOTE]

The kit is designed for research use only, we will not be responsible for any issue if the kit was used in clinical diagnostic or any other procedures.

