

Active UDP Glucose Ceramide Glucosyltransferase (UGCG) Instruction Manual

SBPB266Mi01

Homo sapiens (Human), Mus musculus (Mouse), Rattus norvegicus (Rat)

Buffer Formulation	20mM Tris, 150mM NaCl, pH8.0, containing 1mM EDTA, 1mM DTT, 0.01% SKL, 5% Trehalose and Proclin300.
Traits	Freeze-dried powder
Purity	> 95%
Isoelectric Point	6.7
Applications	Cell culture; Activity Assays.

ACTIVITY TEST

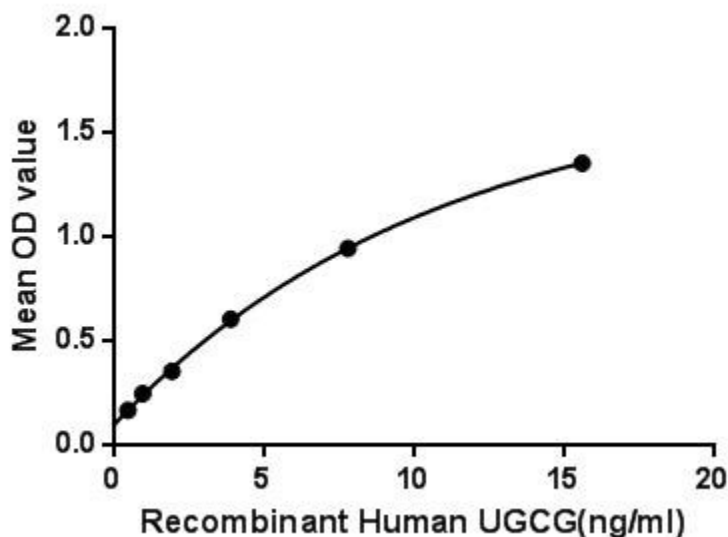


Figure. The binding activity of UGCG with LMP2.

USAGE

Reconstitute in 20mM Tris, 150mM NaCl (pH8.0) to a concentration of 0.1-1.0 mg/mL.
Do not vortex.

STORAGE

Avoid repeated freeze/thaw cycles. Store at 2-8°C for one month. Aliquot and store at -80°C for 12 months.

STABILITY

The thermal stability is described by the loss rate. The loss rate was determined by accelerated thermal degradation test, that is, incubate the protein at 37°C for 48h, and no obvious degradation and precipitation were observed. The loss rate is less than 5% within the expiration date under appropriate storage condition.

Image

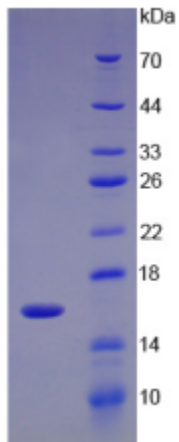


Figure. SDS-PAGE

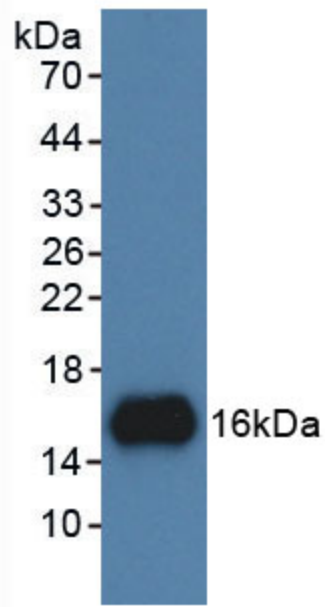


Figure. Western Blot

[IMPORTANT NOTE]

The kit is designed for research use only, we will not be responsible for any issue if the kit was used in clinical diagnostic or any other procedures.