

Active Growth Differentiation Factor 6 (GDF6) Instruction Manual

SBPC296Mu01

Mus musculus (Mouse)

Buffer Formulation

20mM Tris, 150mM NaCl, pH8.0, containing 1mM EDTA, 1mM DTT, 0.01% SKL, 5% Trehalose and Proclin300.

Traits

Freeze-dried powder

Purity

> 90%

Isoelectric Point

7.2

Applications

Cell culture; Activity Assays.

ACTIVITY TEST

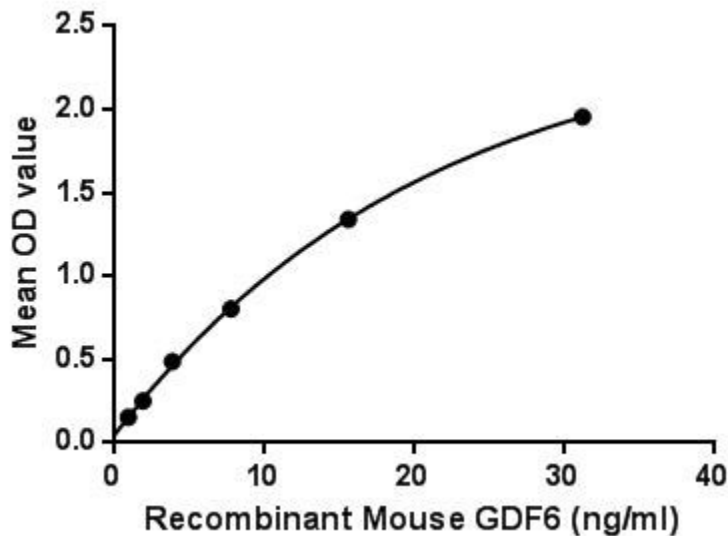


Figure. The binding activity of GDF6 with BMPR1A.

USAGE

Reconstitute in 20mM Tris, 150mM NaCl (pH8.0) to a concentration of 0.1-1.0 mg/mL. Do not vortex.

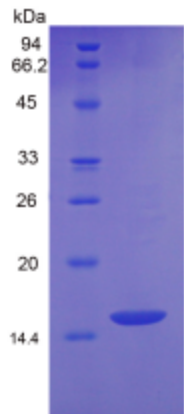


Figure. SDS-PAGE

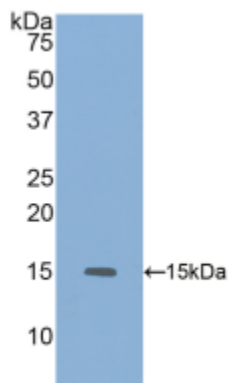


Figure. Western Blot

[IMPORTANT NOTE]

The kit is designed for research use only, we will not be responsible for any issue if the kit was used in clinical diagnostic or any other procedures.